



US00D764945S

(12) **United States Design Patent**
Lemaire et al.

(10) **Patent No.:** **US D764,945 S**

(45) **Date of Patent:** **** Aug. 30, 2016**

(54) **STAND-UP SPOUTED FLEXIBLE POUCH**

D687,318 S * 8/2013 Panetta D9/608
D724,443 S * 3/2015 Sharpe D9/710
D732,974 S * 6/2015 Anastasiadis D9/709

(71) Applicants: **Charles A. Lemaire**, Apple Valley, MN
(US); **Thomas R. Schrunk**,
Minneapolis, MN (US)

* cited by examiner

(72) Inventors: **Charles A. Lemaire**, Apple Valley, MN
(US); **Thomas R. Schrunk**,
Minneapolis, MN (US)

Primary Examiner — Abraham Bahta

(74) *Attorney, Agent, or Firm* — Charles A. Lemaire;
Jonathan M. Rixen; Lemaire Patent Law Firm, P.L.L.C.

(**) Term: **14 Years**

(57) **CLAIM**

The ornamental design for a stand-up spouted flexible pouch, as shown and described.

(21) Appl. No.: **29/526,315**

DESCRIPTION

(22) Filed: **May 7, 2015**

(51) **LOC (10) Cl.** **09-05**

(52) **U.S. Cl.**
USPC **D9/710**

(58) **Field of Classification Search**

USPC D9/702–714, 443, 499, 516–517,
D9/523–524, 526–528, 530, 719, 572;
222/92, 107, 210, 212, 215;
D23/211.1, 212; 220/200, 260, 288,
220/768, 901; 206/815; 215/200, 217–218,
215/396; D7/312, 321; 383/61.1, 80–81,
383/104, 901; 428/35.2
CPC B65D 1/02; B65D 1/10; B65D 1/12;
B65D 1/32; B65D 27/00; B65D 37/00;
B65D 23/00; B65D 75/008

See application file for complete search history.

FIG. 1 is a front view of the decorative stand-up spouted flexible pouch showing the new design, when the flexible pouch is empty;

FIG. 2 is a top view thereof, when the flexible pouch is empty;

FIG. 3 is a side view thereof, when the flexible pouch is empty;

FIG. 4 is a bottom view thereof, when the flexible pouch is empty;

FIG. 5 is a front view of the decorative stand-up spouted flexible pouch showing the new design, when the flexible pouch is filled;

FIG. 6 is a top view thereof, when the flexible pouch is filled;

FIG. 7 is side view thereof, when the flexible pouch is filled;

FIG. 8 is a bottom view thereof, when the flexible pouch is filled; and,

FIG. 9 is a perspective view thereof, when the flexible pouch is filled.

In FIGS 1-9, the relatively thin shade lines on the surface portions indicate contour and not surface decoration. The shaded areas indicate heat-sealed edges of the bag and are not surface decoration nor part of the claimed design. The broken lines are for the purpose of illustrating portions of the stand-up spouted flexible pouch that are not part of the claimed design.

(56) **References Cited**

U.S. PATENT DOCUMENTS

D497,544 S * 10/2004 Berman D9/708
D628,902 S * 12/2010 Schroeder D9/710
D638,720 S * 5/2011 Schwartz D9/709
D644,937 S * 9/2011 Ueda D9/708
D645,762 S * 9/2011 Hong D9/710
D661,201 S * 6/2012 Schroeder D9/710
D674,707 S * 1/2013 Berman D9/710

1 Claim, 3 Drawing Sheets

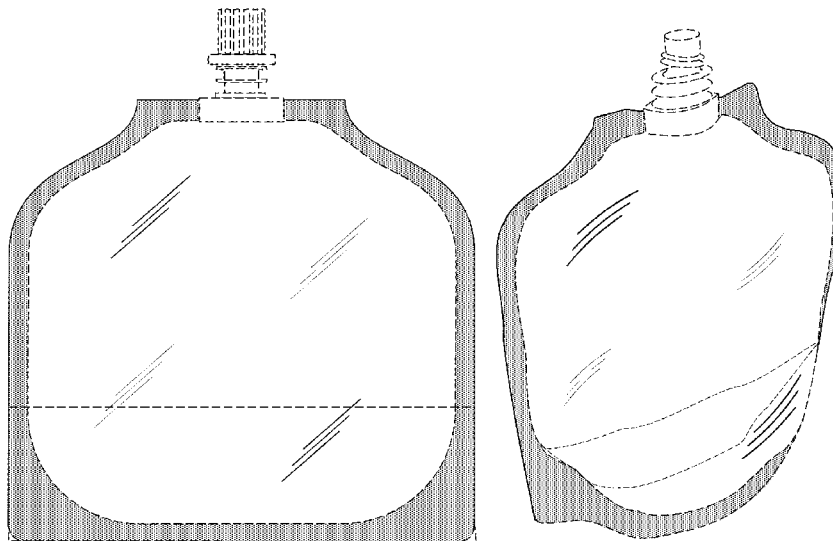


FIG. 2

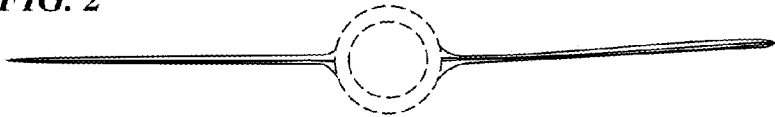


FIG. 1

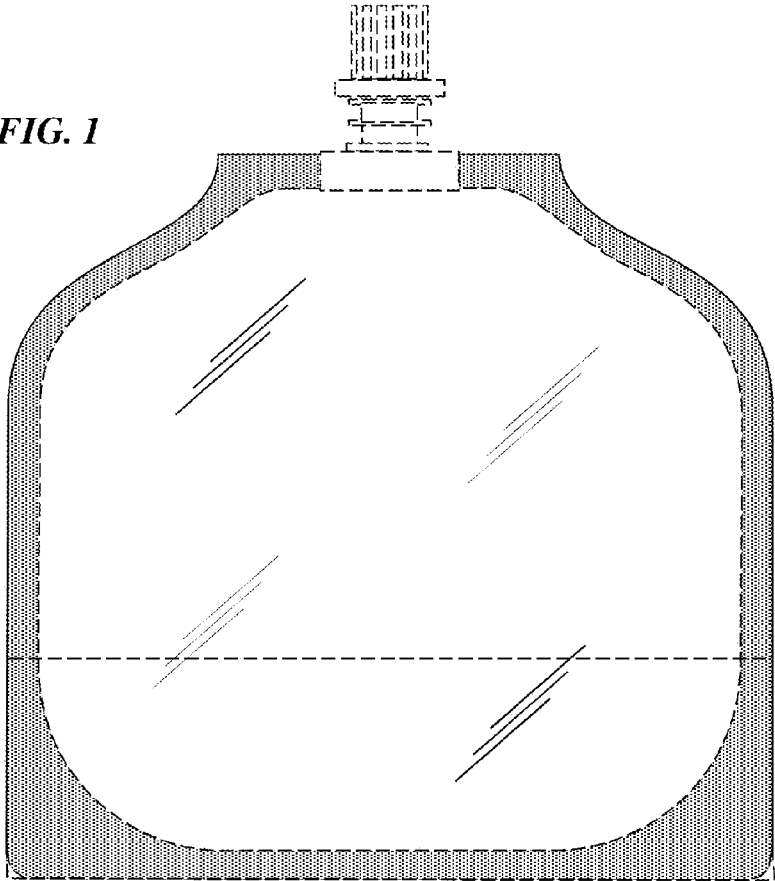


FIG. 3



FIG. 4



FIG. 5

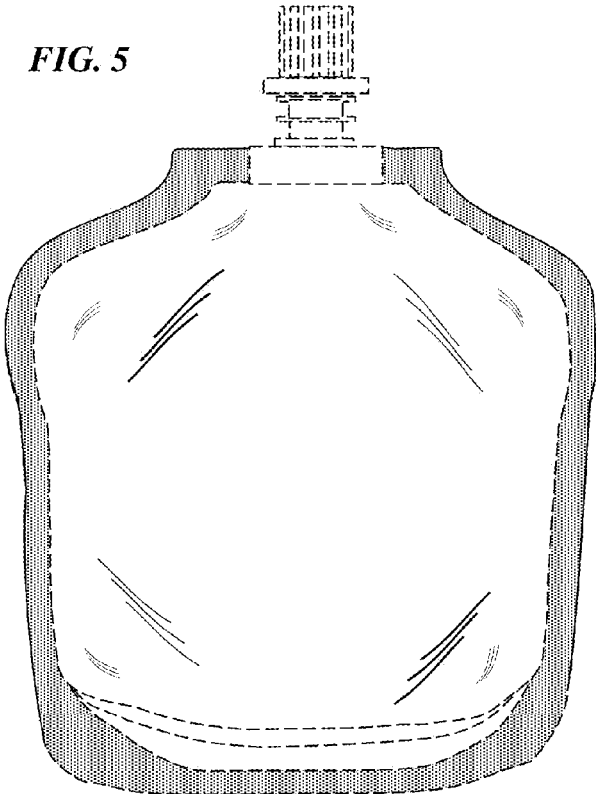


FIG. 6

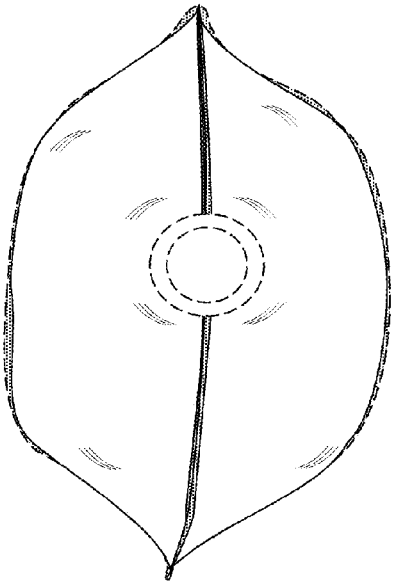


FIG. 8

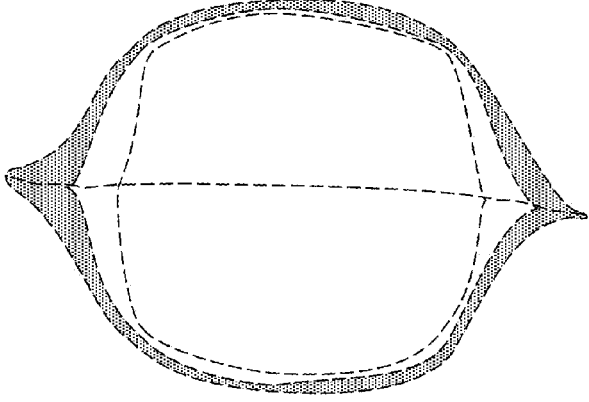


FIG. 7

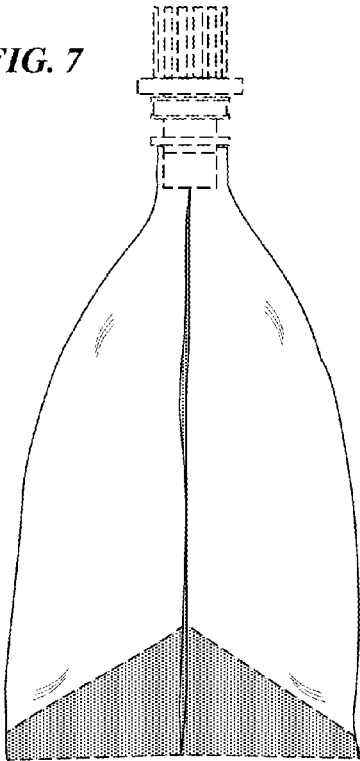


FIG. 9

